

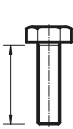
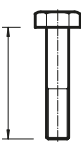








TLM FLAT DIES THREAD ROLLERS CHART

				Special tool heights 		 Pcs/min	 D2	 WD2	
	Min	Max					 D1 A x B	 WD1 A x B	
RP3	1	3	25		35	8	220	D2 51 x 18 D1 45 x 18	
RP4	2,5	4	32		60	20	700	D2 66 x 20 D1 58 x 20	
RP6	3	6	42	62	90	30	600	D2 95 x 25 D1 85 x 25	
RP6/D	3	6	42	62	90	30	380	D2 95 x 25 D1 85 x 25	
RP8	4	8	62	80	90	30	450	D2 130 x 30 D1 115 x 30	Waterbury 20 WD2 171,45 x 30,16 WD1 152,4 x 30,16
RP8/LD	4	8	62	80	90	30	380	D2 170 x 30 D1 150 x 30	Waterbury 20 WD2 171,45 x 30,16 WD1 152,4 x 30,16
RP10/LD	5	10	80	100	180	40	320	D2 170 x 35 D1 150 x 35	Waterbury 20 WD2 171,45 x 30,16 WD1 152,4 x 30,16
RP12	8	12	110	120 130	300	30	220		Waterbury 30 WD2 215,9 x 36,5 WD1 190,5 x 36,5
RP16	8	16	130	160 180 250 300	300	30	160		Waterbury 40 WD2 254 x 42,8 WD1 228,6 x 42,8
RP20	12	20	140	160 180 200	320	40	120		Waterbury 50 WD2 305 x 42,8 WD1 279 x 42,8
RP27	16	27	160	220	350	50	95		Waterbury 60 WD2 406 x 56 WD1 381 x 56

- 1 Finger: RP3, RP4, RP6, RP8
- 2 Fingers: RP6/D, RP8/LD, RP10/LD
- 3 Fingers: RP12, RP16, RP20, RP27

Different tool height on demand

In order to assemble a multifunction machine you can add:

- Rotary roller
- Washer loader
- Pointing unit
- Loading conveyor
- Unloading conveyor
- Chips separator

