



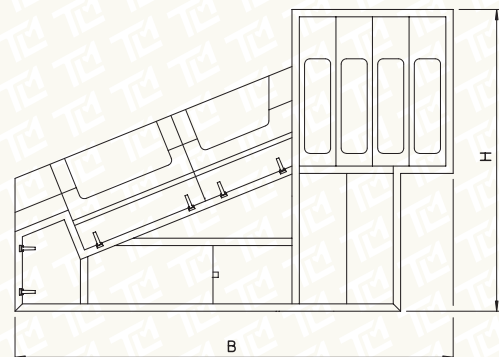


Flat dies machines for screws and special threads

with washer loader **RP20/CR**



Combined machines – modular or multi-function

Machines obtained from the combination of different modules, allowing for example the implementation of pointing, washer loading and final screw threading in a single step without having to load and unload parts to be worked, since all processing takes place in tandem. This allows user customers to perform further processing simultaneously to threading/rolling operations. Reducing production times increases the profit margin on the final product. Different module combinations are available according to the processing to be obtained on the final product. Each module is bypassable so as to exclude any unnecessary processing.



Technical features: approximate values. The machine speed can change according to the material used and the type of item to be rolled. Measures in mm.

Output capacity	Diameter of screw	Length of thread	Max length of shank underhead	Standard tool sizes	Total power of motors	Net weight approx	Machine Sizes	Machine sizes with hood for total soundproofing
min 40 max 120	min 10 max 20	min 20/30 max 120	210 300	305x279x127/140 Sp. 38	HP 40	Kg. 8500	3400x1600 x2020	A 1950 - B 4170 H 2870